

Description




Catalog

Table of Contents

Dimension's		3
Description of Part's		4
Accessory's		5-6
Dodge Applications		
FASS		
2005-2006 4x4	High Psi Option	7
1998(1/2)-2004 4x4	High Psi Option	8
1994-1998 4x4		9
1994-1998 4x4	High Psi	10
HPFP		
2005-2006		11
1998(1/2)-2004		12
94-98	High & Low Psi Options	13
Ford Applications		
FASS		
2005-20		14
2005-2006	High Psi	15
1999-2004		16
1999-2004	High Psi	17
HPFP		
2003-2006		18
1999-2002		19
		20
Chevy Applications		
FASS		
2001-2006		21
HPFP		
2001-2006		22
Other Applications		
Semi's, Heavy Equipment, & Water Vessels		23-25


Dimension's

FASS 95




FASS 95 Width = 3.5"

FASS 150



FASS 150 Width = 4.5"

FASS HPFP W/EM-1001 Motor



FASS HPFP W/EM-1002 Motor



Description of Part's

FASS 95 Series



FASS 95/150-1007

95 = Model & GPH
 150 = GPH
 1007 = Vehicle Application

FASS 150 Series



FASS 150/200-1008

150 = Model
 200 = GPH
 1008 = Vehicle Application

HPFP Series



HPFP 95-1003

HPFP = Model
 95 = GPH
 1003 = Vehicle Application

Stock to Moderate Applications should be used for all standard vehicles. Using moderate to extreme applications for vehicles with a 5/16" suction like may cause fuel supply problems.
 All other applications are for extreme horsepower only.

FASS (Fuel/Air Separation System)	Fuel Filter Water Separator Wire Harness Mounting Hardware Installation Instructions
--	--

HPFP (High Performance Fuel Pumps)	Water Separator Wire Harness Mounting Hardware
---	--

Selling/ Installing the wrong **FASS**, **HPFP**, or **Installation kit** can cause severe engine damage.

Chevy Duramax & Ford Powerstroke Applications: Will Need:	Fuel Line Disconnect Tool
--	---------------------------

Accessory's

BBRK-1001

(Banjo Bolt Replacement Kit)

3/8" Fuel Line	- - - - -	3ft
3/8" x 3/8" Degree Fittings –mandrel /curved	- - -	2
Larger Injection Pump Fittings	- - - - -	2

Replaces the restrictive banjo bolts between the stock factory fuel filter and the VP44
(or the suction port of the common rail system).

BBRK-1002

(Banjo Bolt Replacement Kit)

3/8" Fuel Line	- - - - -	3ft
3/8" x 3/8" Degree Fittings –mandrel /curved	- - -	2
Larger Injection Pump Fittings	- - - - -	2

Replaces the restrictive banjo bolts between the stock factory fuel filter and the
suction port of the P7100 (12 valve).

IL-1001

(indicator light)

Wire Harness
Pressure Switch
Light
Installation Instructions

System light will monitor fuel pressure.
When fuel pressure falls below 7psi the in-cab light will come on.

STK-1001
(Suction Tube Kit)

3/8" Bulkhead	1495-C
O-Ring Bulkhead	RXOR214
3/8" MPT Suction 12'1/4" Length (Suction Tube)	ST-1001
Tank Washer	TW-1001
3/8" MPT (Male Pipe Thread) x 1/2" Flare (90 Degree)	10-299
3/8" x 1/2" Female Push Lock	PL-1002



2005-2006 Dodge Ram Cummins 4x4



You will also have:

1/2" Suction Tube Kit
 3/8" Fuel Line Kit
 Wire Harness Will Include relay
 These kits **DO NOT** utilize the factory fuel pump.

* GPH and PSI's are approximations without engine running. *

FASS 95/95-1007 (24lbs)	<i>Stock to Moderate</i> 95gph 16psi	FASS 150/95-1007 (29lbs)
-------------------------	--	--------------------------

FASS 95/150-1007 (24lbs)	<i>Moderate to Extreme</i> 150gph 17psi	FASS 150/150-1007(29lbs)
--------------------------	---	--------------------------

FASS 95/90-1007@45psi (26lbs)	<i>Super Extreme & Modified CP3</i> 90gph 45psi	FASS 150/90-1007@45psi (31lbs)
FASS 95/200-1007 (26lbs) & 50psi (optional)	200gph 18psi (or 180gph @ 50psi w/change of spring in kit)	FASS 150/200-1007 (31lbs) & 50psi (Optional)

** Warranty will be 1 year from shipment date. **
 ** Extended warranty of 6 years is available from purchase date. **

*** Product must be registered with a copy of receipt!!! ***



1998(1/2)- 2004 Dodge Ram Cummins 4x4



You will also have:

3/8" Fuel Line Kit

1/2" Suction Tube Kit (STK-1001)

Wire Harness Will Include Relay

These kits **DO NOT** utilize the factory fuel pump.

* GPH and PSI's are approximations without engine running. *

FASS 95/95-1008 (24lbs)

Stock to Moderate

FASS 150/95-1008 (29lbs)

95gph
16psi

FASS 95/150-1008 (24lbs)

Moderate to Extreme

FASS 150/150-1008 (29lbs)

150gph
17psi

FASS 95/90-1008@45psi
(26lbs)

Super Extreme & Modified CP3

FASS 150/90-1008@45psi
(31lbs)

90gph
45psi

FASS 95/200-1008 (26lbs)
& 45psi (Optional)

FASS 150/200-1008 (31lbs)
& 45psi (Optional)

200gph
18psi
(or 180gph @ 45psi w/change of spring in kit)

** Warranty will be 1 year from shipment date. **

** Extended warranty of 6 years is available from purchase date. **

*** Product must be registered with a copy of receipt!!! ***



94-98 Dodge Ram Cummins 4x4



You will also have:

3/8" fuel line kit

These kits utilize the factory fuel pump.

* GPH and PSI's are approximations without engine running. *

FASS 95/95-1009 (24lbs)

Stock to Moderate

FASS 150/95-1009 (29lbs)

95gph
16psi

FASS 95/150-1009 (24lbs)

Moderate to Extreme

FASS 150/150-1009 (29lbs)

150gph
17psi

** Warranty will be 1 year from shipment date. **

** Extended warranty of 6 years is available from purchase date. **

*** Product must be registered with a copy of receipt!!! ***



1994-1998 Dodge Ram Cummins 4x4 w/ 12 Valve Engine



You will also have: 3/8" Fuel Line Kit

These kits **DO NOT** utilize the factory fuel pump.

* GPH and PSI's are approximations without engine running. *

FASS 95/90-1010@45psi (26lbs)	<i>Stock to Moderate</i> 90gph 45psi	FASS 150/90-1010@45psi (31lbs)
** Warranty will be 1 year from shipment date. ** ** Extended warranty of 6 years is available from purchase date. **		

FASS 95/180-1010@50psi (26lbs)	<i>Super Extreme</i> 180gph 45-50psi	FASS 150/180-1010@45psi (31lbs)
** Warranty will be 1 year from shipment date. ** ** Extended warranty of 6 years is available from purchase date. **		

*** Product must be registered with a copy of receipt!!! ***



2005-2006 Dodge Ram Cummins HPFP



You will also have:

1/2" Suction Tube Kit
3/8" Fuel Line Kit

These kits **DO NOT** utilize the factory fuel pump.

* GPH and PSI's are approximations without engine running. *

HPFP 95-1004 (14lbs)

Stock to Moderate

95gph
16psi

HPFP 150-1004 (14lbs)

Moderate to Extreme

150gph
17psi

HPFP 200-1004 (16lbs)

Super Extreme & Modified CP3

200gph
17psi

Note: Higher Pressures Available When Ordering

** Warranty will be 1 year from shipment date. **

** Extended warranty of 6 years is available from purchase date. **

*** Product must be registered with a copy of receipt!!! ***



1998(1/2)-2004 Dodge Ram Cummins HPFP



You will also have:

1/2" Suction Tube Kit (STK-1001)

3/8" Fuel Line Kit

Wire Harness Will Include Relay

These kits **DO NOT** utilize the factory fuel pump.

* GPH and PSI's are approximations without engine running. *

HPFP 95-1003 (14lbs)

Stock to Moderate

95gph

16psi

HPFP 150-1003 (14lbs)

Moderate to Extreme

150gph

17psi

HPFP 200-1003 (16lbs)

Super Extreme & Modified CP3

200gph

17psi

Note: Higher Pressures Available When Ordering

** Warranty will be 1 year from shipment date. **

** Extended warranty of 6 years is available from purchase date. **

*** Product must be registered with a copy of receipt!!! ***



1994-1998 Dodge Ram Cummins w/Mechanical P7100 Injection Pump HPFP



You will also have: 3/8" fuel line kit

* GPH and PSI's are approximations without engine running. *

HPFP 95-1001 (14lbs)

Stock to Moderate

95gph

16psi

This kit utilize the factory fuel pump.

HPFP 150-1001 (14lbs)

Moderate to Extreme

150 & 90gph

17 & 45psi

This kit utilize the factory fuel pump.

HPFP 90-1011@45psi (16lbs)

This kit **DOES NOT** utilize
the factory fuel pump.

HPFP 180-1011@50psi (16lbs)

Super Extreme

180gph

50psi

This kit **DOES NOT** utilize the factory fuel pump.

** Warranty will be 1 year from shipment date. **

** Extended warranty of 6 years is available from purchase date. **

*** Product must be registered with a copy of receipt!!! ***



2005-2006 Ford F250 & F350 6.0 Powerstroke



You will also have:

3/8" fuel line kit

This kit utilize the factory fuel pump.

* GPH and PSI's are approximations without engine running. *

FASS 95/95-2011 (27lbs)

Stock to Moderate

FASS 150/95-2011 (32lbs)

95gph
16psi

FASS 95/150-2011 (27lbs)

Moderate to Extreme

FASS 150/150-2011 (32lbs)

150gph
17psi

** Warranty will be 1 year from shipment date. **

** Extended warranty of 6 years is available from purchase date. **

*** Product must be registered with a copy of receipt!!! ***



2005-2006 Ford F250 & F350 6.0 Powerstroke



You will also have:

3/8" fuel line kit

These kits **DO NOT** utilize the factory fuel pump.

* GPH and PSI's are approximations without engine running. *

FASS 95/90-2013@50psi
(29lbs)

Stock to Moderate
90gph
50psi

FASS 150/90-2013@50psi
(34lbs)

FASS 95/180-2013@50psi
(29lbs)

Super Extreme
180gph
50psi

FASS 150/180-2013@50psi
(34lbs)

** Warranty will be 1 year from shipment date. **

** Extended warranty of 6 years is available from purchase date. **

*** Product must be registered with a copy of receipt!!! ***



1999-2004 Ford F250 & F350 7.3 Powerstroke



You will also have: 3/8" Fuel Line Kit

These kits utilize the factory fuel pump.

* GPH and PSI's are approximations without engine running. *

FASS 95/95-2012 (24lbs)	<i>Stock to Moderate</i> 95gph 45psi	FASS 150/95-2012 (24lbs)
-------------------------	--	--------------------------

FASS 95/150-2012 (24lbs)	<i>Moderate to Extreme</i> 150gph 45psi	FASS 150/150-2012 (29lbs)
--------------------------	---	---------------------------

** Warranty will be 1 year from shipment date. **

** Extended warranty of 6 years is available from purchase date. **

*** Product must be registered with a copy of receipt!!! ***



1999-2004 Ford F250 & F350 6.0 Powerstroke



You will also have: 3/8" Fuel Line Kit
These kits **DO NOT** utilize the factory fuel pump.

* GPH and PSI's are approximations without engine running. *

FASS 95/90-2014@55psi (26lbs)	<i>Stock to Moderate</i> 90gph 55psi	FASS 150/90-2014@55psi (31lbs)
----------------------------------	--	-----------------------------------

FASS 95/180-2014@55psi (26lbs)	<i>Super Extreme</i> 180gph 55psi	FASS 150/180-2014@55psi (31lbs)
-----------------------------------	---	------------------------------------

** Warranty will be 1 year from shipment date. **
** Extended warranty of 6 years is available from purchase date. **

*** Product must be registered with a copy of receipt!!! ***



2003-2006 Ford F250 & F350 6.0 Powerstroke HPFP



You will also have: 3/8" Fuel Line Kit

These kits utilize the factory fuel pump.

* GPH and PSI's are approximations without engine running. *

HPFP 95-2007 (14lbs)	<i>Stock to Moderate</i>
	95gph
	16psi

HPFP 150-2007 (14lbs)	<i>Moderate to Extreme</i>
	150gph
	17psi

** Warranty will be 1 year from shipment date. **

** Extended warranty of 6 years is available from purchase date. **

*** Product must be registered with a copy of receipt!!! ***



1999-2002 Ford F250 & F350 7.3 Powerstroke HPFP



You will also have:

3/8" Fuel Line Kit

These kits utilize the factory fuel pump.

* GPH and PSI's are approximations without engine running. *

HPFP 95-2006 (14lbs)

Stock to Moderate

95gph

16psi

HPFP 150-2006 (14lbs)

Moderate to Extreme

150gph

17psi

** Warranty will be 1 year from shipment date. **

** Extended warranty of 6 years is available from purchase date. **

*** Product must be registered with a copy of receipt!!! ***



???? Ford F250 & F350 7.3 or 6.0 Powerstroke
HPFP



You will also have: 3/8" Fuel Line Kit
 These kits **DO NOT** utilize the factory fuel pump.

* GPH and PSI's are approximations without engine running. *

HPFP 90-2015@??psi (16lbs) *Stock to Moderate*
90gph
50-60psi

HPFP 180-2015@??psi (16lbs) *Super Extreme*
180gph
50-60psi

** Warranty will be 1 year from shipment date. **
 ** Extended warranty of 6 years is available from purchase date. **

*** Product must be registered with a copy of receipt!!! ***



2001– 2006’ Chevy Duramax 2500 & 3500 Series



You will also have: 1/2” Fuel Line Kit

* GPH and PSI's are approximations without engine running. *

FASS 95/95-3010 (24lbs)	<i>Stock to Moderate</i> 95gph 10psi	FASS 150/95-3010 (29lbs)
-------------------------	--	--------------------------

FASS 95/150-3010 (24lbs)	<i>Moderate to Extreme</i> 150gph 12psi	FASS 150/150-3010 (29lbs)
--------------------------	---	---------------------------

FASS 95/200-3010 (26lbs)	<i>Super Extreme</i> 200gph 15psi	FASS 150/200-3010 (31lbs)
--------------------------	---	---------------------------

** Warranty will be 1 year from shipment date. **
** Extended warranty of 6 years is available from purchase date. **

*** Product must be registered with a copy of receipt!!! ***



2001-2006 Chevy Duramax (2500 & 3500 Series) HPFP



You will also have: 1/2" Fuel Line Kit

* GPH and PSI's are approximations without engine running. *

HPFP 95-3008 (14lbs)	<i>Stock to Moderate</i>
	95gph 13psi

HPFP 150-3008 (14lbs)	<i>Moderate to Extreme</i>
	150gph 15psi

HPFP 200-3008 (16lbs)	<i>Super Extreme</i>
	200gph 15psi

** Warranty will be 1 year from shipment date. **
** Extended warranty of 6 years is available from purchase date. **

*** Product must be registered with a copy of receipt!!! ***



Caterpillar Models A, B, C, E & C Series Electronic Engines, Cummins M11, N14 (Fully Electronic) & ISX Detroit Diesel Series 50 & 60 Mack Engines



FASS 150 series is recommended for Semi or Heavy duty equipment applications.

* GPH and PSI's are approximations without engine running. *

FASS 95/95 (19lbs)

Stock to Moderate
95gph
10psi

FASS 150/95 (24lbs)

FASS 95/150 (19lbs)

Moderate to Extreme
150gph
12psi

FASS 150/150 (24lbs)

FASS 95/200 (21lbs)

Super Extreme
200gph
15psi
In-tank suction tube must be at least 3/8" I.D.

FASS 150/200 (26lbs)

** Warranty will be 1 year from shipment date. **
** Extended warranty of 2 years is available from purchase date. **

*** Product must be registered with a copy of receipt!!! ***



Unit Injected Mechanical Engines (e.g. Mechanical Detroit, Big Cam Cummins NTC/STC w/PT)



FASS 150 series is recommended for Semi or Heavy duty equipment applications.

* GPH and PSI's are approximations without engine running. *

FASS 95/95-UIME (19lbs)	<i>Stock to Moderate</i> 95gph 10psi	FASS 150/95-UIME (24lbs)
-------------------------	--	--------------------------

FASS 95/150-UIME (19lbs) (24lbs)	<i>Moderate to Extreme</i> 150gph 12psi	FASS 150/150-UIME
-------------------------------------	---	-------------------

FASS 95/200-UIME (21lbs) (26lbs)	<i>Super Extreme</i> 200gph 15psi In-tank suction tube must be at least 3/8" I.D.	FASS 150/200-UIME
-------------------------------------	--	-------------------

** Warranty will be 1 year from shipment date. **
** Extended warranty of 2 years is available from purchase date. **

*** Product must be registered with a copy of receipt!!! ***



Other FASS Applications



FASS 95/80@65psi (21lbs)

FASS 150/80@60psi (26lbs)

80gph
60-65psi

** Warranty will be 1 year from shipment date. **

** Extended warranty of 2 years is available from purchase date. **

* GPH and PSI's are approximations without engine running. *

FASS 95/90@50psi (21lbs)

FASS 150/90@45psi(26lbs)

90gph
45-50psi

** Warranty will be 1 year from shipment date. **

** Extended warranty of 2 years is available from purchase date. **

**FASS 95/180@50psi (21lbs)
(26lbs)**

FASS 150/180@45psi

180gph
45-50psi

In-tank suction tube must be at least 3/8" I.D.

** Warranty will be 1 year from shipment date. **

** Extended warranty of 2 years is available from purchase date. **

*** Product must be registered with a copy of receipt!!! ***